

## Modular Preparation 600 mm Passthrough Ambient Unit with 2 Doors

ITEM # \_\_\_\_\_

MODEL # \_\_\_\_\_

NAME # \_\_\_\_\_

SIS # \_\_\_\_\_

AIA # \_\_\_\_\_


**121819 (TERP6DA)**

 Pass-through door Ambient  
Unit with 1 hinged door,  
600mm

### Short Form Specification

**Item No.** \_\_\_\_\_

Constructed entirely in 304 AISI stainless steel. Front and rear longitudinal stainless steel c-channel reinforcement. Internal and external side panels with sound deadening reinforcements to strengthen structure. Doors incorporate sound deadening internal panels and are fitted with 304 AISI stainless steel hinges allowing an opening of 180° degrees. 150mm height-adjustable (0/+90mm) oversized feet (65x65mm) can be removed for masonry installation. 45° degree internal side corner junction system. 304 AISI middle shelf, with inner double fold to eliminate gaps between sides and back, height-adjustable in 3 positions with a stainless steel support to avoid twisting.

### Main Features

- Masonry installation possible by simply removing feet.
- Extremely easy to clean thanks to the smooth edges.

### Construction

- Front and rear lengthwise stainless steel c-channel reinforcement, 15/10 (16 gauges).
- Sound deadening reinforcements between internal and external side panels to strengthen structure.
- Mounted on 150 mm height adjustable (0/+90 mm) oversized (65x65 mm) feet.
- Internal sides supporting the structure to have 45° degrees internal side corners junction system.
- 30 mm high middle-shelf in AISI 304 stainless steel, height-adjustable in 3 positions, with inner double fold to eliminate gaps between sides and back.
- Hinged door with sound deadening internal panels, fitted with 304 AISI stainless steel hinges on the inner sides, allows a 180° degree opening.
- Doors made in 304 AISI stainless steel with Scotch-Brite finishing.

### Optional Accessories

- Stainless steel plinth, 600mm PNC 855822 ☐
- Stainless steel plinth for end elements, central installation, 700mm depth PNC 855838 ☐

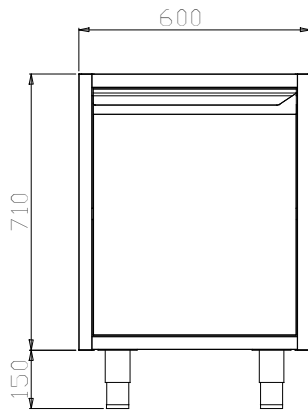
**APPROVAL:** \_\_\_\_\_



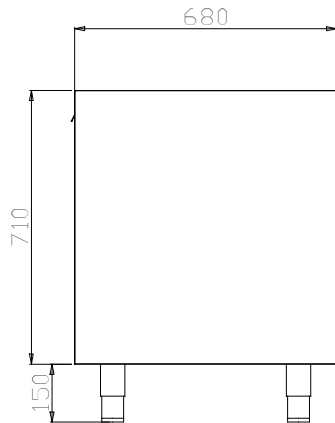
**Electrolux**  
PROFESSIONAL

## Modular Preparation 600 mm Passthrough Ambient Unit with 2 Doors

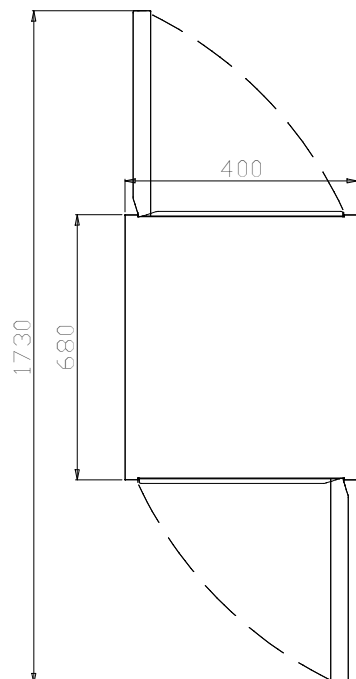
Front



Side



Top



### Key Information:

|                              |        |
|------------------------------|--------|
| Cabinet width:               |        |
| 121819 (TERP6DA)             | 530 mm |
| Cabinet depth:               | 610 mm |
| Cabinet height:              | 620 mm |
| N° of doors:                 | 1      |
| Door Type:                   | Hinged |
| External dimensions, Width:  | 600 mm |
| External dimensions, Depth:  | 680 mm |
| External dimensions, Height: | 860 mm |
| Net weight:                  | 10 kg  |

Modular Preparation  
600 mm Passthrough Ambient Unit with 2 Doors

The company reserves the right to make modifications to the products without prior notice. All information correct at time of printing.

2025.06.30